



Supplementary paper to JIU/REP/2012/3 Evaluation of UN-Oceans

UN-Oceans Mapping Results

Intervention Types and Thematic Areas

NOTES

UN-Oceans together with the Joint inspection Unit has launched an exercise to map the activities of UN-Oceans members conducted in the last five years on oceans and coastal issues. The mapping is conducted to understand where gaps exist in the coverage of oceans and coastal issues in relation to intervention types and thematic areas.

The mapping template was developed by UN-Oceans while JIU added specific pertinent questions. The JIU received a response rate of 11[1] out of 14. These results are shared with UN-Oceans for their analysis and use.

This excel file is designed to accommodate changes as formulae are employed. Changes can be tracked by indicating a specific date when each organisation's data has been updated at the bottom of each page. When there are changes to a particular member's data, the final figures for 'UN-Oceans' automatically update. All fractions are featured to the second decimal place as this was found to be a good indication for proportions.

Some individual projects have multiple intervention types and address multiple thematic areas. This means that percentages for each were calculated not on the total number of projects, but on the total number of interventions types or thematic areas. These have been reflected as footnotes.

A total of 488 activities were reported by the 11 organisations as of the 5th of July 2012.

CONTENTS

PAGE 3 DOALOS

PAGE 4 FAO

PAGE 5 ILO

PAGE 6 IMO

PAGE 7 IOC

PAGE 8 UNIDO

PAGE 9 UNDP

PAGE 10 ISA

PAGE 11 UNEP

PAGE 12 IAEA

PAGE 13 WB

PAGE 14 UN-OCEANS - INTERVENTION

PAGE 15 UN-OCEANS - INTERVENTION

PAGE 16 UN-OCEANS - THEMATIC AREAS

PAGE 17 UN-OCEANS - THEMATIC AREAS

[1] FAO, IAEA, ILO, IMO, ISA, UN-DOALOS/DESA, UNDP, UNEP, UNESCO, UNIDO, World Bank responded to the request for the mapping exercise.

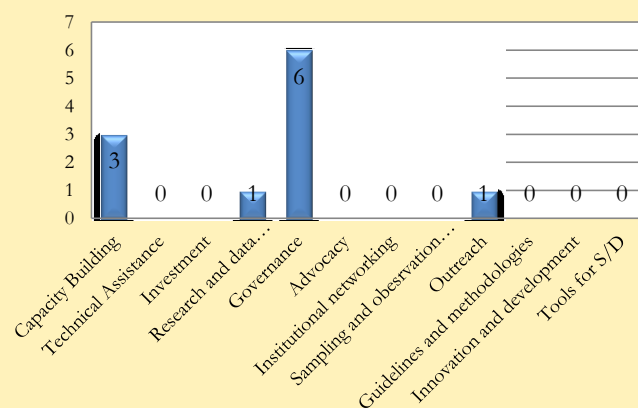


Intervention types	Number of programs	Thematic areas	Number of programs
Capacity Building	3	Fisheries	1
Technical Assistance	0	Integrated Coastal Management	0
Investment	0	Marine Ecosystems	2
Research and data management	1	Marine Pollution	0
Governance	6	Invasive Species	0
Advocacy	0	Shipping	0
Institutional networking	0	Seabed Mining	0
Sampling and observation networks	0	Climate change and Ocean Carbon	0
Outreach	1	Oceanography	0
Guidelines and methodologies	0	Marine biodiversity	2
Innovation and development	0	Global (UNCLOS)/Regional Legal Frameworks	3
Tools for S/D	0	Areas beyond national jurisdiction	2
		Marine resource economics	0
		Aquaculture	0
		Nutrients and eutrophication	0
		Harmful algal blooms	0
		Early Warning Systems	0
		Ecosystem indices for ocean health	0
		Sensible ecosystems (corals, mangroves)	0
		Geoengineering	0
		Coastal hazards	0
		Ecosystem processes	0
		Piracy	1

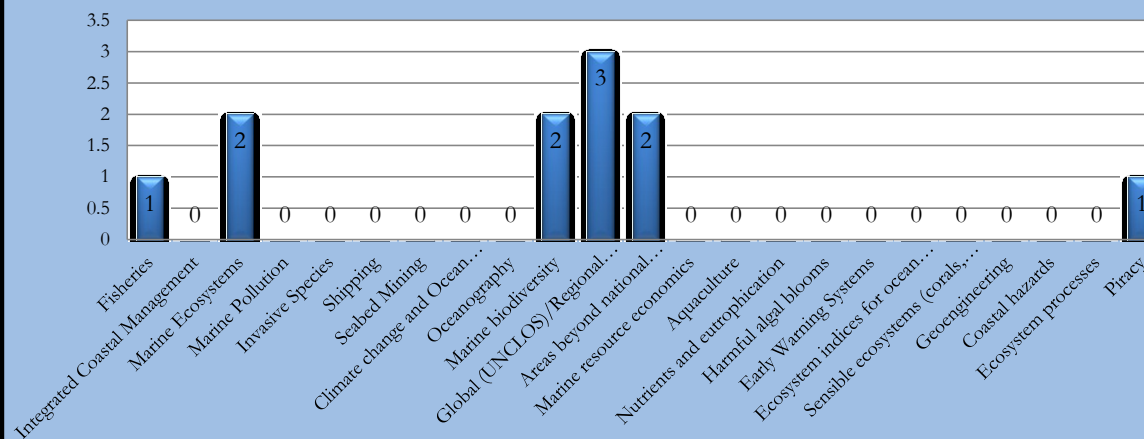
Total number of programmes
- DOALOS

11

Intervention Types - DOALOS



Thematic areas - DOALOS





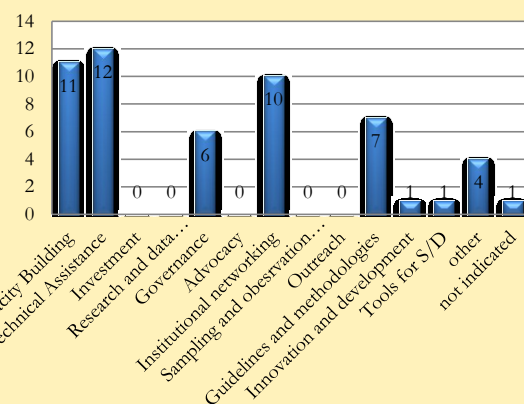
FAO

Intervention types*	Number of programs	Thematic areas*	Number of programs
Capacity Building	11	Fisheries	23
Technical Assistance	12	Integrated Coastal Management	0
Investment	0	Marine Ecosystems	9
Research and data management	0	Marine Pollution	0
Governance	6	Invasive Species	0
Advocacy	0	Shipping	0
Institutional networking	10	Seabed Mining	0
Sampling and observation networks	0	Climate change and Ocean Carbon	0
Outreach	0	Oceanography	0
Guidelines and methodologies	7	Marine biodiversity	0
Innovation and development	1	Global (UNCLOS)/Regional Legal Frameworks	0
Tools for S/D	1	Areas beyond national jurisdiction	1
other	4	Marine resource economics	0
not indicated	1	Aquaculture	3
		Nutrients and eutrophication	0
		Harmful algal blooms	0
		Early Warning Systems	0
		Ecosystem indices for ocean health	0
		Sensible ecosystems (corals, mangroves)	0
		Geoengineering	0
		Coastal hazards	0
		Ecosystem processes	0
		Piracy	0
		Other	4
		not indicated	1

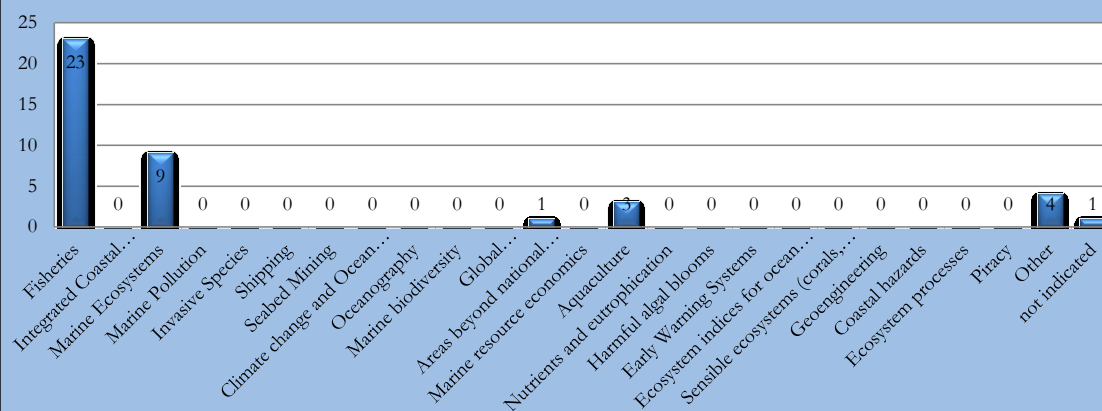
Total number of programmes
- FAO

31

Intervention Types - FAO



Thematic Areas -FAO



*Some projects have multiple intervention types address multiple thematic areas

last updated:

5th July 2012

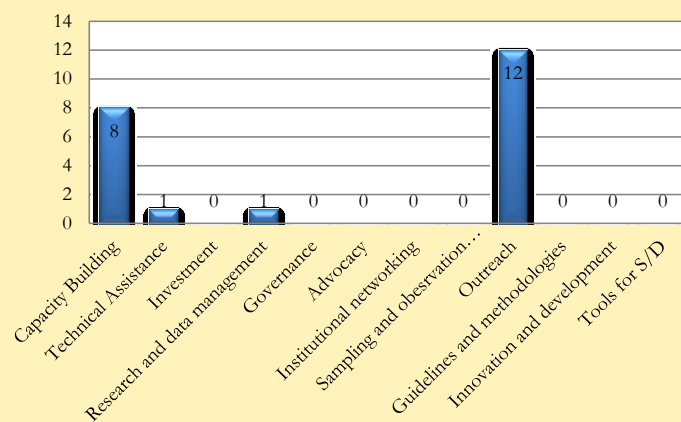


ILO

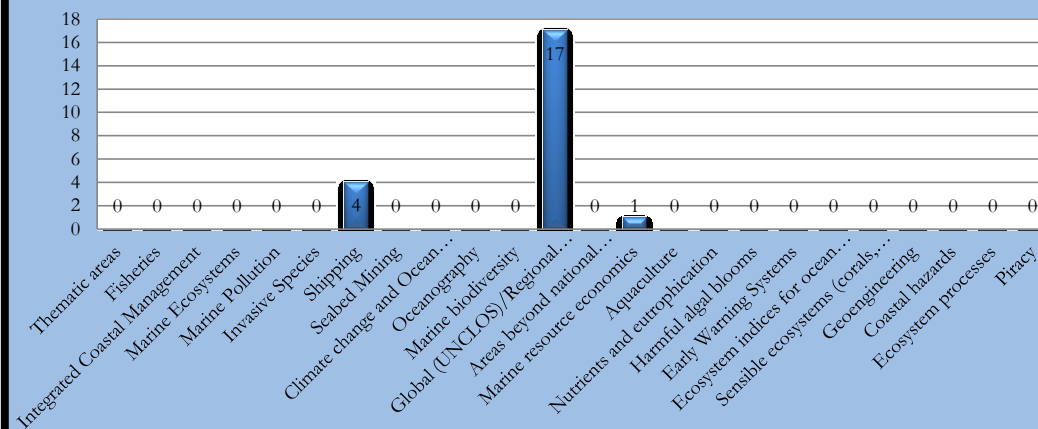
Intervention types	Number of programs	Thematic areas	Number of programs
Capacity Building	8	Fisheries	0
Technical Assistance	1	Integrated Coastal Management	0
Investment	0	Marine Ecosystems	0
Research and data management	1	Marine Pollution	0
Governance	0	Invasive Species	0
Advocacy	0	Shipping	4
Institutional networking	0	Seabed Mining	0
Sampling and observation networks	0	Climate change and Ocean Carbon	0
Outreach	12	Oceanography	0
Guidelines and methodologies	0	Marine biodiversity	0
Innovation and development	0	Global (UNCLOS)/Regional Legal Frameworks	17
Tools for S/D	0	Areas beyond national jurisdiction	0
		Marine resource economics	1
		Aquaculture	0
		Nutrients and eutrophication	0
		Harmful algal blooms	0
		Early Warning Systems	0
		Ecosystem indices for ocean health	0
		Sensible ecosystems (corals, mangroves)	0
		Geoengineering	0
		Coastal hazards	0
		Ecosystem processes	0
		Piracy	0

Total number of programmes
- ILO
22

Intervention Types - ILO



Thematic Areas - ILO






IMO

Intervention types	Number of programs	Thematic areas*	Number of programs
Capacity Building	6	Fisheries	0
Technical Assistance	1	Integrated Coastal Management	0
Investment	0	Marine Ecosystems	1
Research and data management	1	Marine Pollution	2
Governance	1	Invasive Species	1
Advocacy	0	Shipping	7
Institutional networking	0	Seabed Mining	0
Sampling and observation networks	0	Climate change and Ocean Carbon	1
Outreach	0	Oceanography	2
Guidelines and methodologies	0	Marine biodiversity	4
Innovation and development	0	Global (UNCLOS)/Regional Legal Frameworks	0
Tools for S/D	0	Areas beyond national jurisdiction	0
		Marine resource economics	0
		Aquaculture	0
		Nutrients and eutrophication	1
		Harmful algal blooms	0
		Early Warning Systems	0
		Ecosystem indices for ocean health	0
		Sensible ecosystems (corals, mangroves)	0
		Geoengineering	0
		Coastal hazards	0
		Ecosystem processes	1
		Piracy	4

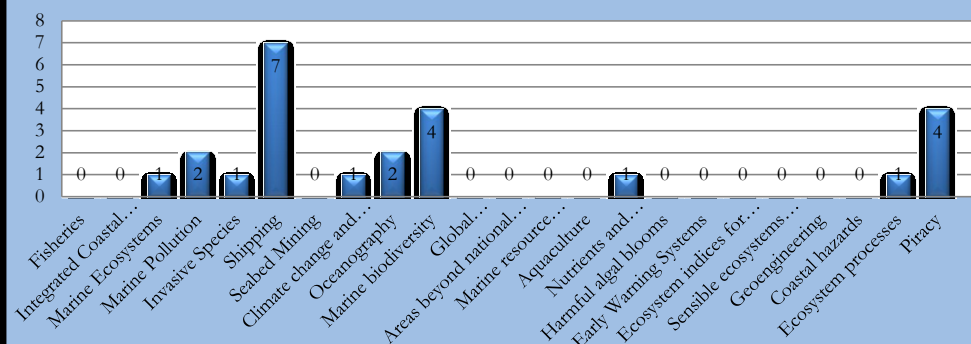
Total number of programmes
- IMO

9

Intervention types - IMO



Thematic areas - IMO



*Some projects address multiple thematic areas

last updated:

5th July 2012

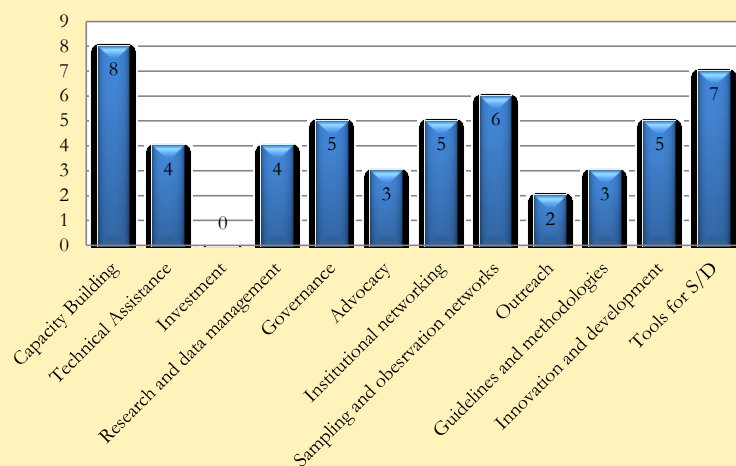


IOC-UNESCO

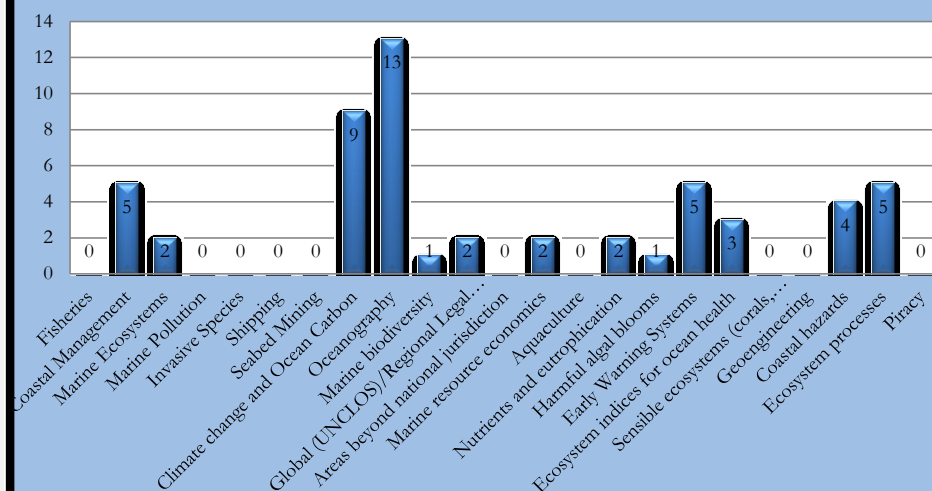
Intervention types	Number of programs	Thematic areas	Number of programs
Capacity Building	8	Fisheries	0
Technical Assistance	4	Integrated Coastal Management	5
Investment	0	Marine Ecosystems	2
Research and data management	4	Marine Pollution	0
Governance	5	Invasive Species	0
Advocacy	3	Shipping	0
Institutional networking	5	Seabed Mining	0
Sampling and observation networks	6	Climate change and Ocean Carbon	9
Outreach	2	Oceanography	13
Guidelines and methodologies	3	Marine biodiversity	1
Innovation and development	5	Global (UNCLOS)/Regional Legal Frameworks	2
Tools for S/D	7	Areas beyond national jurisdiction	0
		Marine resource economics	2
		Aquaculture	0
		Nutrients and eutrophication	2
		Harmful algal blooms	1
		Early Warning Systems	5
		Ecosystem indices for ocean health	3
		Sensible ecosystems (corals, mangroves)	0
		Geoengineering	0
		Coastal hazards	4
		Ecosystem processes	5
		Piracy	0

Total number of programmes - IOC
27

Intervention Types -IOC



Thematic Areas - IOC



*Some projects have multiple intervention types address multiple thematic areas

last updated: 5th July 2012

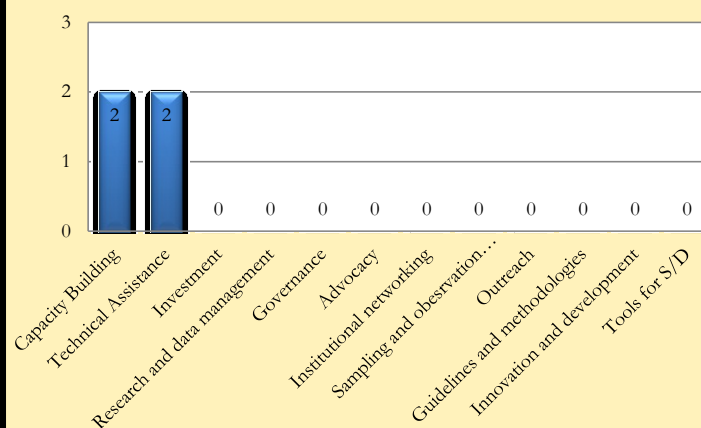


UNIDO

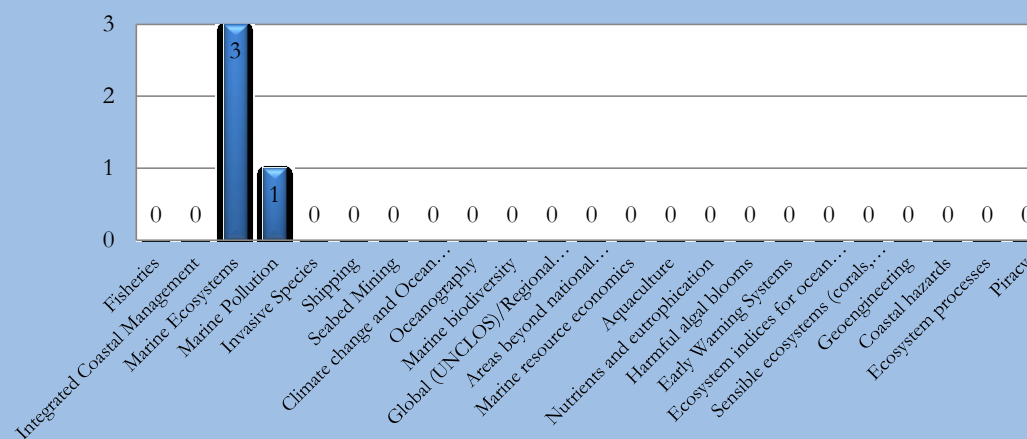
Intervention types	Number of programs	Thematic areas	Number of programs
Capacity Building	2	Fisheries	0
Technical Assistance	2	Integrated Coastal Management	0
Investment	0	Marine Ecosystems	3
Research and data management	0	Marine Pollution	1
Governance	0	Invasive Species	0
Advocacy	0	Shipping	0
Institutional networking	0	Seabed Mining	0
Sampling and observation networks	0	Climate change and Ocean Carbon	0
Outreach	0	Oceanography	0
Guidelines and methodologies	0	Marine biodiversity	0
Innovation and development	0	Global (UNCLOS)/Regional Legal Frameworks	0
Tools for S/D	0	Areas beyond national jurisdiction	0
		Marine resource economics	0
		Aquaculture	0
		Nutrients and eutrophication	0
		Harmful algal blooms	0
		Early Warning Systems	0
		Ecosystem indices for ocean health	0
		Sensible ecosystems (corals, mangroves)	0
		Geoengineering	0
		Coastal hazards	0
		Ecosystem processes	0
		Piracy	0

Total number of programmes - UNIDO
4

Intervention Types - UNIDO



Thematic Areas - UNIDO



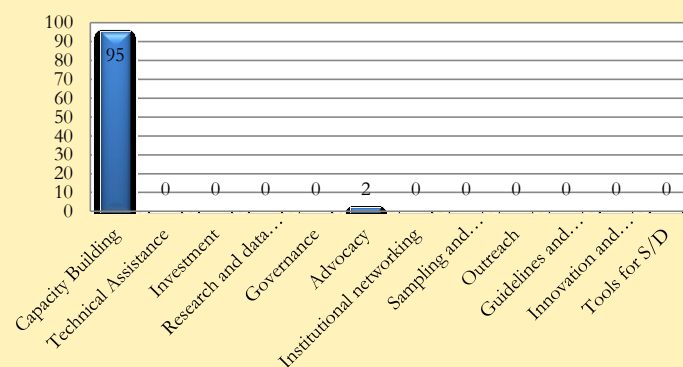


UNDP

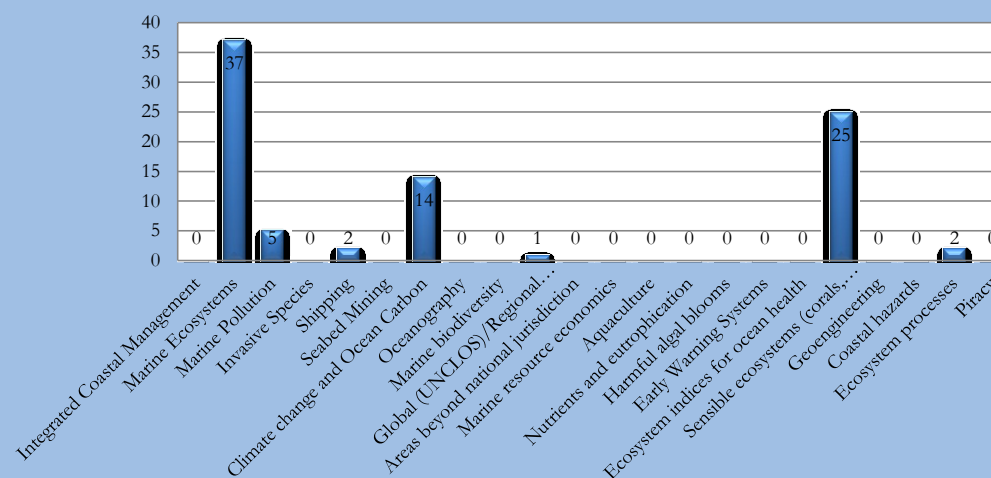
Intervention types	Number of programs	Thematic areas	Number of programs
Capacity Building	95	Fisheries	11
Technical Assistance	0	Integrated Coastal Management	0
Investment	0	Marine Ecosystems	37
Research and data management	0	Marine Pollution	5
Governance	0	Invasive Species	0
Advocacy	2	Shipping	2
Institutional networking	0	Seabed Mining	0
Sampling and observation networks	0	Climate change and Ocean Carbon	14
Outreach	0	Oceanography	0
Guidelines and methodologies	0	Marine biodiversity	0
Innovation and development	0	Global (UNCLOS)/Regional Legal Frameworks	1
Tools for S/D	0	Areas beyond national jurisdiction	0
		Marine resource economics	0
		Aquaculture	0
		Nutrients and eutrophication	0
		Harmful algal blooms	0
		Early Warning Systems	0
		Ecosystem indices for ocean health	0
		Sensible ecosystems (corals, mangroves)	25
		Geoengineering	0
		Coastal hazards	0
		Ecosystem processes	2
		Piracy	0

Total number of programmes - UNDP
97

Intervention Types - UNDP



Thematic Areas - UNDP

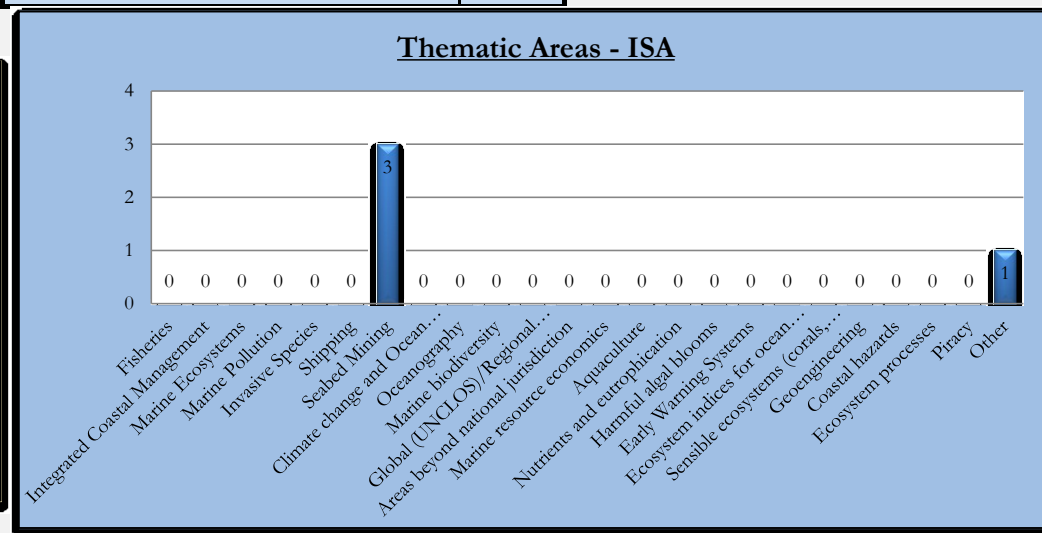
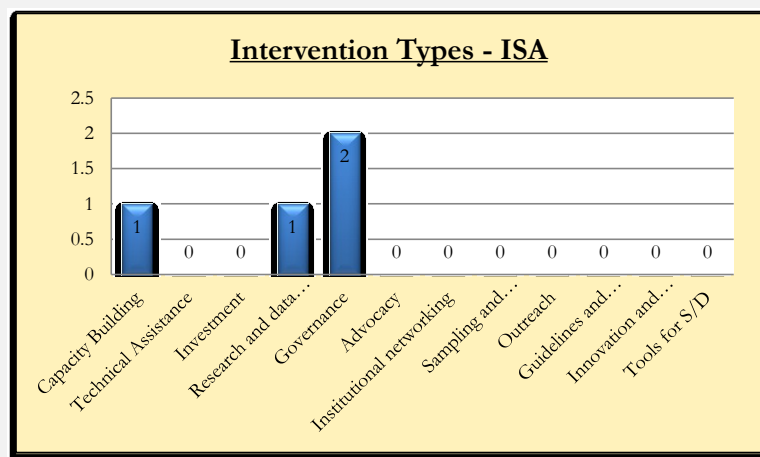




ISA

Intervention types	Number of programs	Thematic areas	Number of programs
Capacity Building	1	Fisheries	0
Technical Assistance	0	Integrated Coastal Management	0
Investment	0	Marine Ecosystems	0
Research and data management	1	Marine Pollution	0
Governance	2	Invasive Species	0
Advocacy	0	Shipping	0
Institutional networking	0	Seabed Mining	3
Sampling and observation networks	0	Climate change and Ocean Carbon	0
Outreach	0	Oceanography	0
Guidelines and methodologies	0	Marine biodiversity	0
Innovation and development	0	Global (UNCLOS)/Regional Legal Frameworks	0
Tools for S/D	0	Areas beyond national jurisdiction	0
		Marine resource economics	0
		Aquaculture	0
		Nutrients and eutrophication	0
		Harmful algal blooms	0
		Early Warning Systems	0
		Ecosystem indices for ocean health	0
		Sensible ecosystems (corals, mangroves)	0
		Geoengineering	0
		Coastal hazards	0
		Ecosystem processes	0
		Piracy	0
		Other	1

Total number of programmes - ISA
4



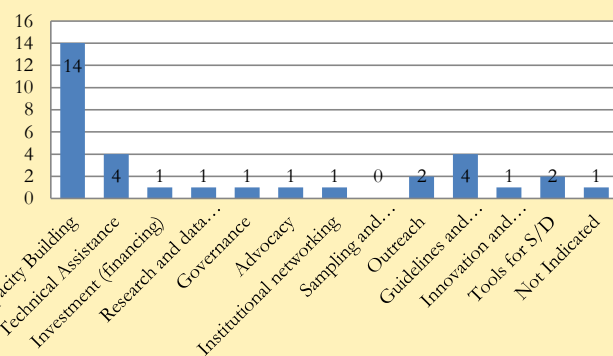


UNEP

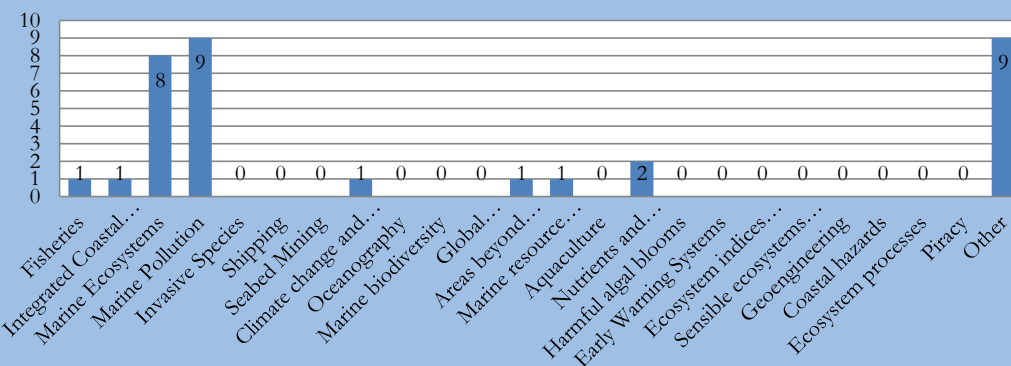
Intervention types	Number of programs	Thematic areas	Number of programs
Capacity Building	14	Fisheries	1
Technical Assistance	4	Integrated Coastal Management	1
Investment (financing)	1	Marine Ecosystems	8
Research and data management	1	Marine Pollution	9
Governance	1	Invasive Species	0
Advocacy	1	Shipping	0
Institutional networking	1	Seabed Mining	0
Sampling and observation networks	0	Climate change and Ocean Carbon	1
Outreach	2	Oceanography	0
Guidelines and methodologies	4	Marine biodiversity	0
Innovation and development	1	Global (UNCLOS)/Regional Legal Frameworks	0
Tools for S/D	2	Areas beyond national jurisdiction	1
Not Indicated	1	Marine resource economics	1
		Aquaculture	0
		Nutrients and eutrophication	2
		Harmful algal blooms	0
		Early Warning Systems	0
		Ecosystem indices for ocean health	0
		Sensible ecosystems (corals, mangroves)	0
		Geoengineering	0
		Coastal hazards	0
		Ecosystem processes	0
		Piracy	0
		Other	9

Total number of programmes - UNEP
33

Intervention Types - UNEP



Thematic Areas - UNEP



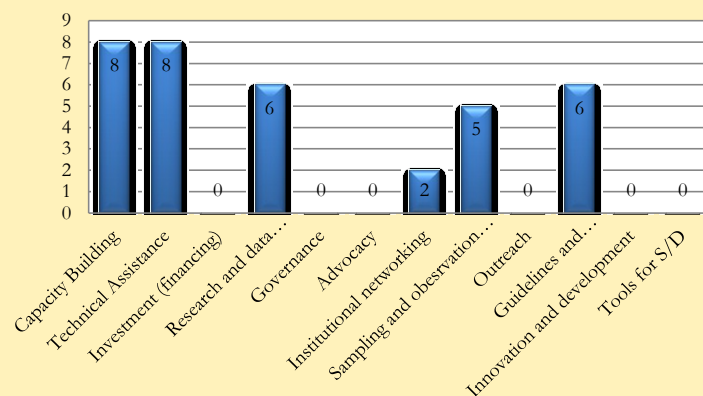


IAEA

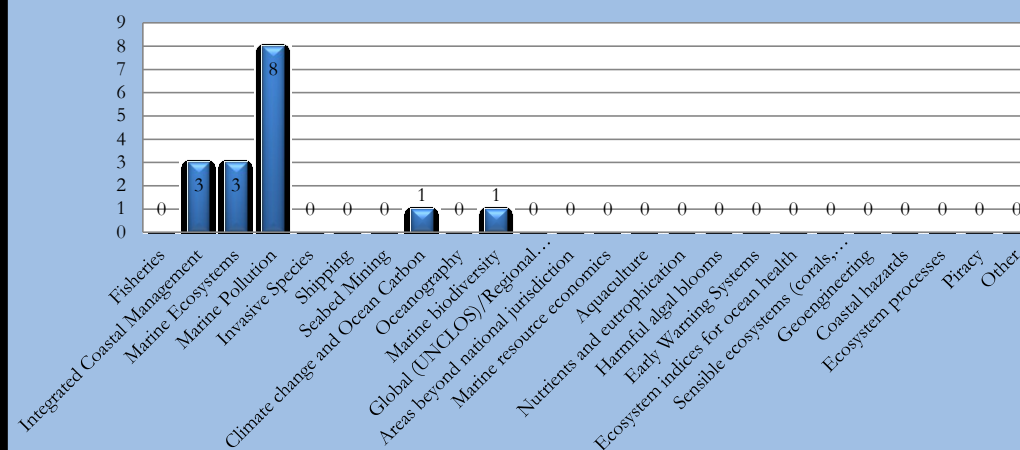
Intervention types*	Number of programs	Thematic areas*	Number of programs
Capacity Building	8	Fisheries	0
Technical Assistance	8	Integrated Coastal Management	3
Investment (financing)	0	Marine Ecosystems	3
Research and data management	6	Marine Pollution	8
Governance	0	Invasive Species	0
Advocacy	0	Shipping	0
Institutional networking	2	Seabed Mining	0
Sampling and observation networks	5	Climate change and Ocean Carbon	1
Outreach	0	Oceanography	0
Guidelines and methodologies	6	Marine biodiversity	1
Innovation and development	0	Global (UNCLOS)/Regional Legal Frameworks	0
Tools for S/D	0	Areas beyond national jurisdiction	0
		Marine resource economics	0
		Aquaculture	0
		Nutrients and eutrophication	0
		Harmful algal blooms	0
		Early Warning Systems	0
		Ecosystem indices for ocean health	0
		Sensible ecosystems (corals, mangroves)	0
		Geoengineering	0
		Coastal hazards	0
		Ecosystem processes	0
		Piracy	0
		Other	0

Total number of programmes - IAEA
8

Intervention Types - IAEA



Thematic Areas - IAEA



*Some projects have multiple intervention types address multiple thematic areas

last updated:

5th July 2012



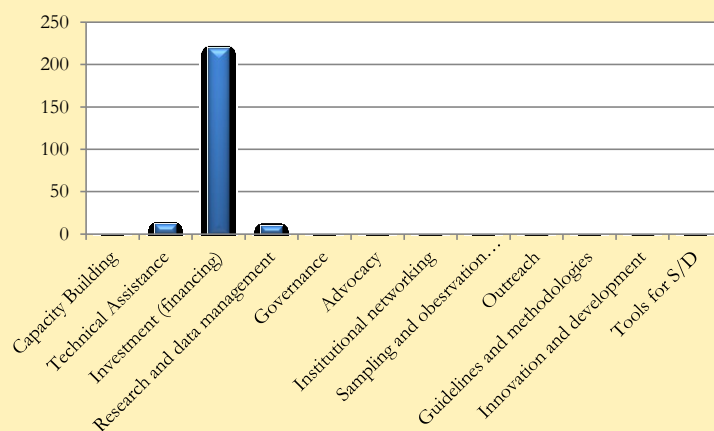
WORLD BANK

Intervention types	Number of programs	Thematic areas	Number of programs
Capacity Building	0	Fisheries	54
Technical Assistance	12	Integrated Coastal Management	12
Investment (financing)	220	Marine Ecosystems	2
Research and data management	10	Marine Pollution	26
Governance	0	Invasive Species	0
Advocacy	0	Shipping	34
Institutional networking	0	Seabed Mining	0
Sampling and observation networks	0	Climate change and Ocean Carbon	9
Outreach	0	Oceanography	0
Guidelines and methodologies	0	Marine biodiversity	8
Innovation and development	0	Global (UNCLOS)/Regional Legal Frameworks	0
Tools for S/D	0	Areas beyond national jurisdiction	0
		Marine resource economics	0
		Aquaculture	0
		Nutrients and eutrophication	1
		Harmful algal blooms	0
		Early Warning Systems	1
		Ecosystem indices for ocean health	0
		Sensible ecosystems (corals, mangroves)	1
		Geoengineering	0
		Coastal hazards	3
		Ecosystem processes	12
		Piracy	0
		Other	79

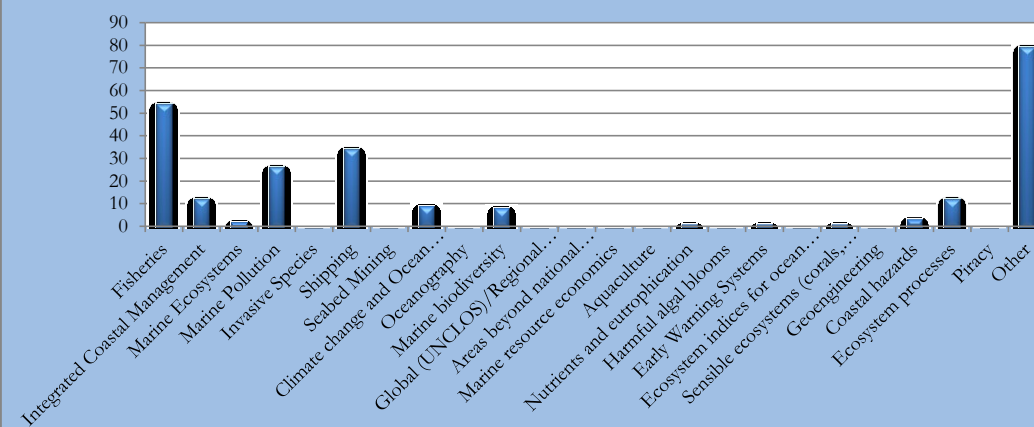
Total number of programmes
- World Bank

242

Intervention Types - World Bank



Thematic Areas - World Bank



*Some projects have multiple intervention types address multiple thematic areas

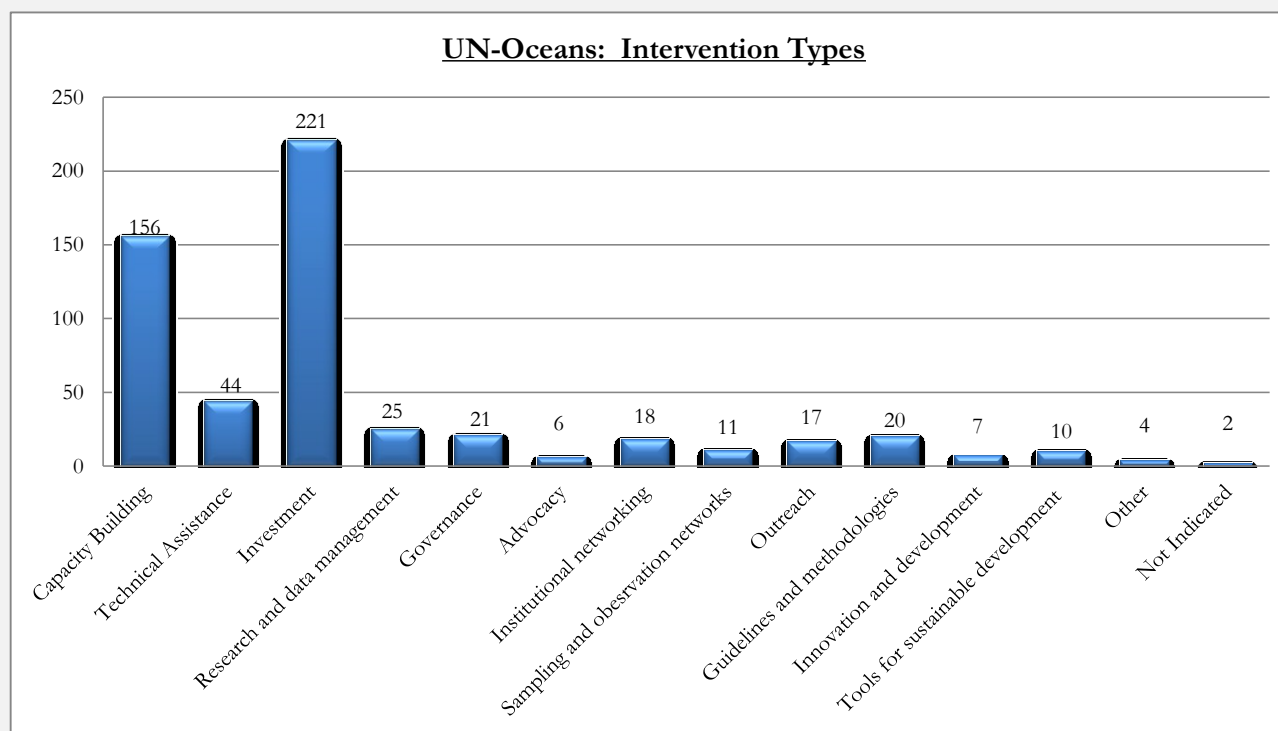
last updated:

5th July 2012

UN-OCEANS TOTAL INTERVENTION TYPES

INTERVENTION TYPES - TOTAL	Number of programs
Capacity Building	156
Technical Assistance	44
Investment	221
Research and data management	25
Governance	21
Advocacy	6
Institutional networking	18
Sampling and observation networks	11
Outreach	17
Guidelines and methodologies	20
Innovation and development	7
Tools for sustainable development	10
Other	4
Not Indicated	2
total	560

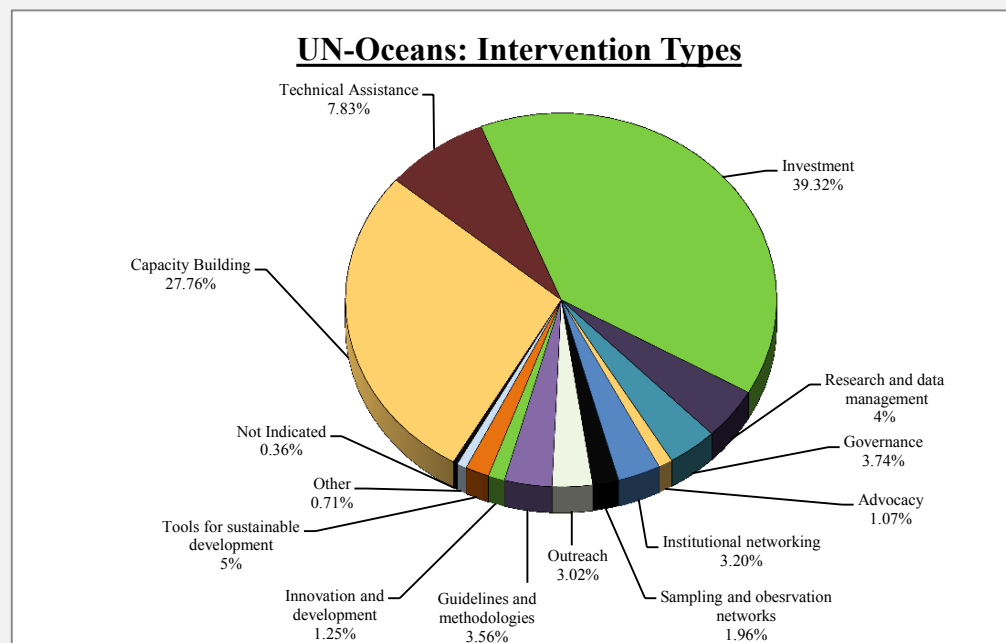
Total number of programmes - UN-OCEANS
488



*Some projects have multiple intervention types

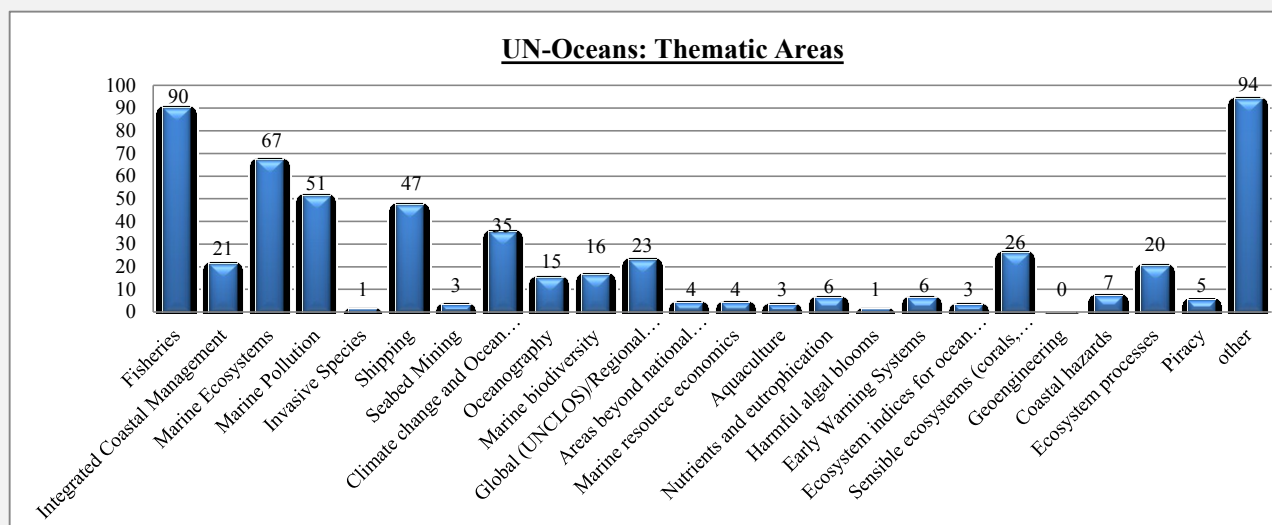
last updated: 5th July 2012

UN-OCEANS TOTAL INTERVENTION TYPES



UN-OCEANS TOTAL THEMATIC AREAS

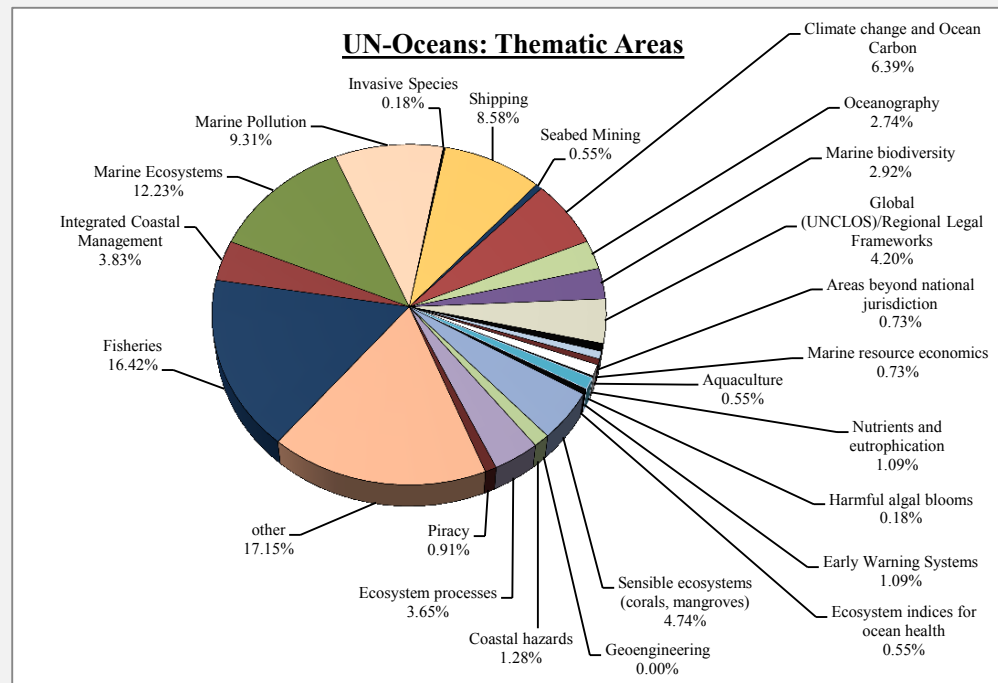
THEMATIC AREAS - TOTAL	Number of programs
Fisheries	90
Integrated Coastal Management	21
Marine Ecosystems	67
Marine Pollution	51
Invasive Species	1
Shipping	47
Seabed Mining	3
Climate change and Ocean Carbon	35
Oceanography	15
Marine biodiversity	16
Global (UNCLOS)/Regional Legal Frameworks	23
Areas beyond national jurisdiction	4
Marine resource economics	4
Aquaculture	3
Nutrients and eutrophication	6
Harmful algal blooms	1
Early Warning Systems	6
Ecosystem indices for ocean health	3
Sensible ecosystems (corals, mangroves)	26
Geoengineering	0
Coastal hazards	7
Ecosystem processes	20
Piracy	5
other	94
total	548



*Some projects have multiple intervention types address multiple thematic areas

last updated:

5th July 2012



1

UN-OCEANS

Mapping Results

Jointly and Individually Implemented Activities
JPOI/WSSD Goals
MDG's

NOTES

UN-Oceans together with the Joint inspection Unit have launched an exercise to map the activities of UN-Oceans members conducted in the last five years on oceans and coastal issues. The mapping is conducted to understand where gaps exist in the coverage of oceans and coastal issues in relation to the World Summit on Sustainable Development Johannesburg Plan of Implementation (WSSD JPOI) goals as well as the Millennium Development Goals (MDGs). UN-Oceans members also reported through the mapping exercise how many activities were undertaken jointly with other UN-Oceans members.

The mapping template was developed by UN-Oceans while JIU added specific pertinent questions. The JIU received a response rate of 11[1] out of 14. These results are shared with UN-Oceans for their analysis and use.

This excel file is designed to accommodate changes as formulae are employed. Changes can be tracked by indicating a specific date when each organisation's data has been updated at the bottom of each page. When there are changes to a particular member's data, the final figures for 'UN-Oceans' automatically update. All fractions are featured to the second decimal place as this was found to be a good indication for proportions.

Some individual projects address multiple MDG's and (WSSD JPOI) goals. This means that percentages for each were calculated not on the total number of projects, but on the total number of interventions types or thematic areas. These have been reflected as footnotes.

A total of 488 activities were reported by the 11 organisations as of the 5th of July 2012.

CONTENTS

PAGE 3	DOALOS
PAGE 4	FAO
PAGE 5	ILO
PAGE 6	IMO
PAGE 7	IOC-UNESCO
PAGE 8	UNIDO
PAGE 9	UNDP
PAGE 10	ISA
PAGE 11	UNEP
PAGE 12	IAEA
PAGE 13	WB
PAGE 14	UN-OCEANS
PAGE 15	UN-OCEANS

[1] FAO, IAEA, ILO, IMO, ISA, UN-DOALOS/DESA, UNDP, UNEP, UNESCO, UNIDO, World Bank responded to the request for the mapping exercise.



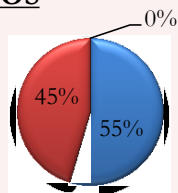
DOALOS

<u>Jointly and individually Implemented Activities</u>	Number of programs	<u>JPOI/WSSD</u>	Number of program	<u>*MDGs</u>	Number of programs	Total number of programmes - DOALOS
Joint Activities	6	Not inline with JPOI/WSSD	2	MDG 1	5	11
Individually Implemented Activities	5	JPOI/WSSD 2	0	MDG 2	0	
not indicated	0	JPOI/WSSD 3	0	MDG 3	0	
		JPOI/WSSD 4	9	MDG 4	0	
		JPOI/WSSD 5	0	MDG 5	0	
		JPOI/WSSD 6	0	MDG 6	0	
		JPOI/WSSD 7	0	MDG 7	9	
		JPOI/WSSD 8	0	MDG 8	0	
				not indicated whether an MDG goal is met	0	
				Yes	0	
				NO	2	

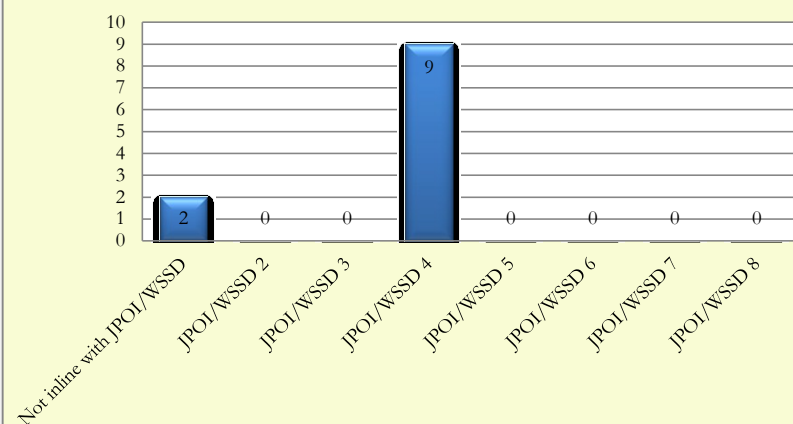
Jointly/ Individually Implemented Activities - DOALOS

■ Joint Activities

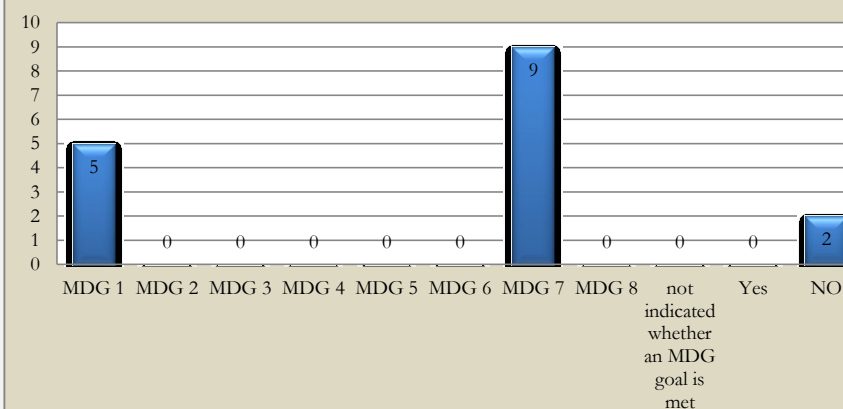
■ Individually Implemented Activities



JPOI/WSSD Goals - DOALOS



MDG Goals - DOALOS



*Some projects address multiple MDGs

last updated:

5th July 2012



FAO

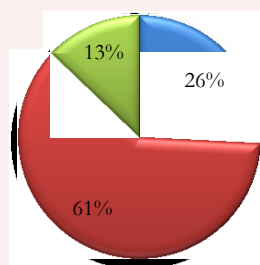
Jointly / Individually Implemented Activities	Number of programs	JPOI/WSSD *	Number of programs	MDGs*	Number of programs	Total number of programmes - FAO
Joint Activities	8	Not inline with JPOI/WSSD	0	MDG 1	19	31
Individually Implemented Activities	19	JPOI/WSSD 2	3	MDG 2	0	
not indicated	4	JPOI/WSSD 3	4	MDG 3	3	
		JPOI/WSSD 4	25	MDG 4	0	
		JPOI/WSSD 5	0	MDG 5	0	
		JPOI/WSSD 6	0	MDG 6	0	
		JPOI/WSSD 7	3	MDG 7	20	
		JPOI/WSSD 8	0	MDG 8	0	
		Not Indicated whether inline or not	3	not indicated whether an MDG goal is met	1	
				Yes	0	
				No	0	

Jointly/ Individually Implemented Activities - FAO

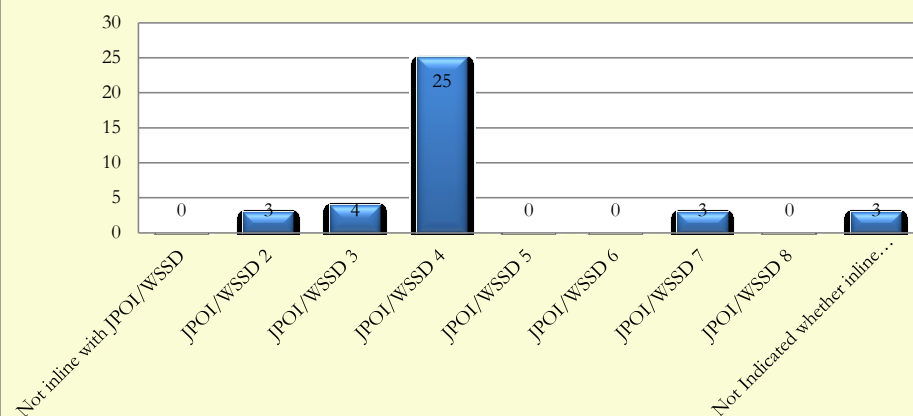
■ Joint Activities

■ Individually Implemented Activities

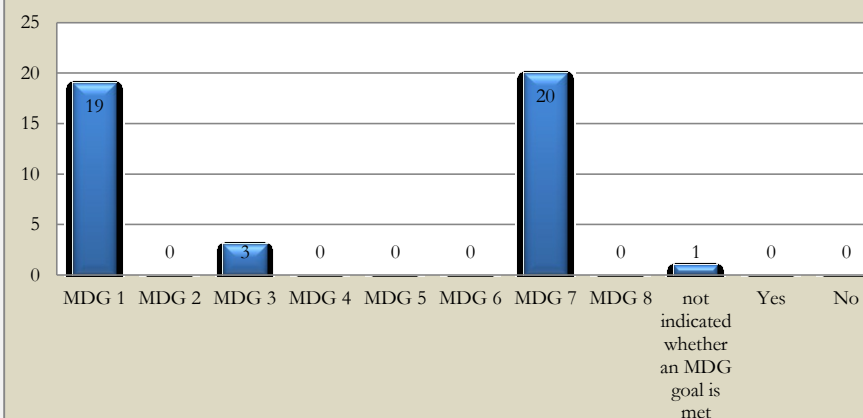
■ not indicated



JPOI/WSSD Goals - FAO



MDG Goals - FAO



*Some projects address multiple MDGs and JPOI/WSSD goals

last updated:

5th July 2012



ILO

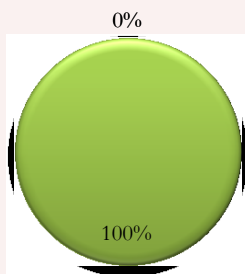
Jointly/ Individually Implemented Activities	Number of programs	JPOI/WSSD	Number of programs	MDGs	Number of programs	Total number of programmes - ILO
Joint Activities	0	Not inline with JPOI/WSSD	0	MDG 1	0	22
Individually Implemented Activities	0	JPOI/WSSD 2	0	MDG 2	0	
not indicated	22	JPOI/WSSD 3	0	MDG 3	0	
		JPOI/WSSD 4	0	MDG 4	0	
		JPOI/WSSD 5	0	MDG 5	0	
		JPOI/WSSD 6	0	MDG 6	0	
		JPOI/WSSD 7	0	MDG 7	0	
		JPOI/WSSD 8	0	MDG 8	0	
		Not Indicated whether inline or not	22	not indicated whether an MDG goal is met	22	
				Yes	0	
				No	0	

Jointly/ Individually Implemented Activities - ILO

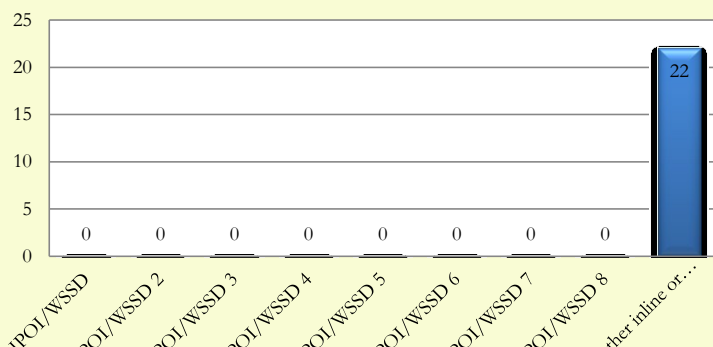
■ Joint Activities

■ Individually Implemented Activities


■ not indicated



JPOI/WSSD Goals - ILO



MDG Goals - ILO



Not inline with JPOI/WSSD
JPOI/WSSD 2
JPOI/WSSD 3
JPOI/WSSD 4
JPOI/WSSD 5
JPOI/WSSD 6
JPOI/WSSD 7
JPOI/WSSD 8
Not Indicated whether an MDG goal is met

MDG 1 MDG 2 MDG 3 MDG 4 MDG 5 MDG 6 MDG 7 MDG 8 not indicated whether an MDG goal is met

last updated:

5th July 2012

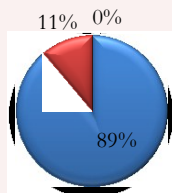


IMO

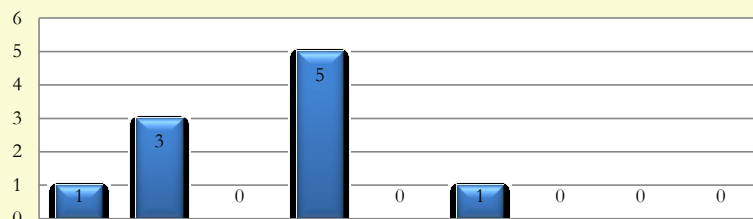
Jointly/ Individually Implemented Activities	Number of programs	JPOI/WSSD*	Number of programs	MDGs	Number of programs	Total number of programmes - IMO
Joint Activities	8	Not inline with JPOI/WSSD	1	MDG 1	0	9
Individually Implemented Activities	1	JPOI/WSSD 2	3	MDG 2	0	
not indicated	0	JPOI/WSSD 3	0	MDG 3	0	
		JPOI/WSSD 4	5	MDG 4	0	
		JPOI/WSSD 5	0	MDG 5	0	
		JPOI/WSSD 6	1	MDG 6	0	
		JPOI/WSSD 7	0	MDG 7	0	
		JPOI/WSSD 8	0	MDG 8	0	
		Not Indicated whether inline or not	0	not indicated whether an MDG goal is met	0	
		Yes (unspecified)	2	Yes	9	
				No	0	

Jointly/ Individually Implemented Activities - IMO


- Joint Activities
- Individually Implemented Activities
- not indicated

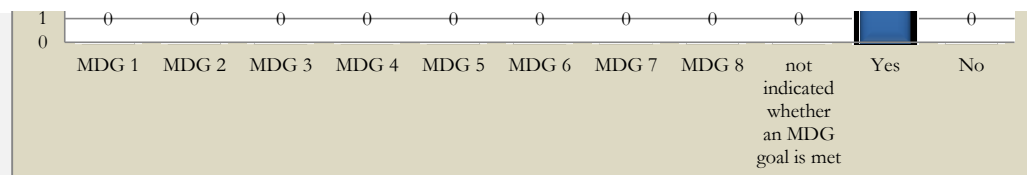
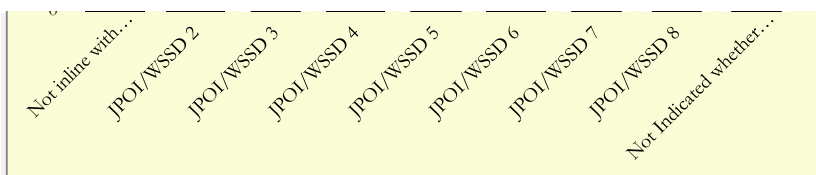


JPOI/WSSD Goals - IMO



MDG Goals - IMO





*Some projects address multiple JPOI/WSSD goals

last updated:

5th July 2012

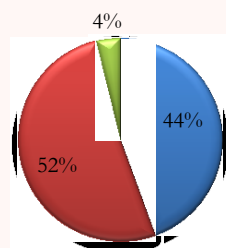


IOC-UNESCO

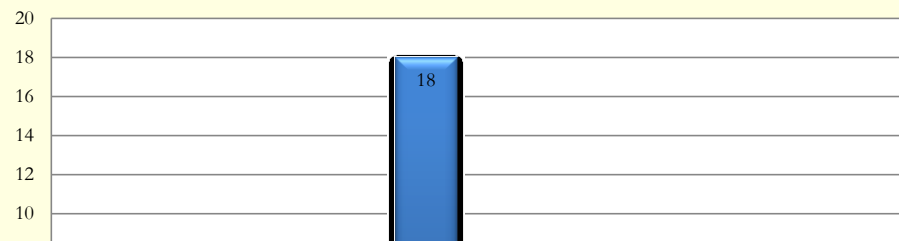
Jointly/ Individually Implemented Activities	Number of programs	JPOI/WSSD	Number of programs	MDGs	Number of programs	Total number of programmes - IOC
Joint Activities	12	Not inline with JPOI/WSSD	0	MDG 1	0	27
Individually Implemented Activities	14	JPOI/WSSD 2	0	MDG 2	0	
not indicated	1	JPOI/WSSD 3	0	MDG 3	0	
		JPOI/WSSD 4	18	MDG 4	0	
		JPOI/WSSD 5	0	MDG 5	0	
		JPOI/WSSD 6	0	MDG 6	0	
		JPOI/WSSD 7	7	MDG 7	27	
		JPOI/WSSD 8	2	MDG 8	0	
				not indicated whether an MDG goal is met	0	
				Yes		
				No		

Jointly/ Individually Implemented Activities - IOC

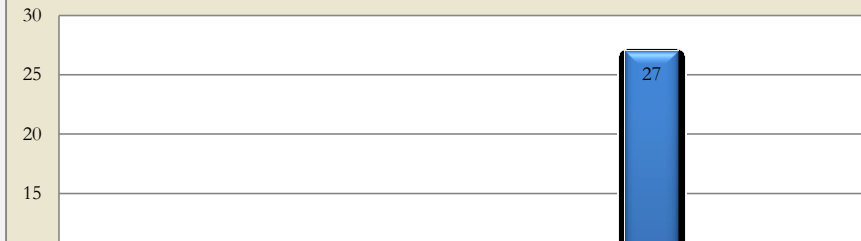
Joint Activities Individually Implemented Activities not indicated


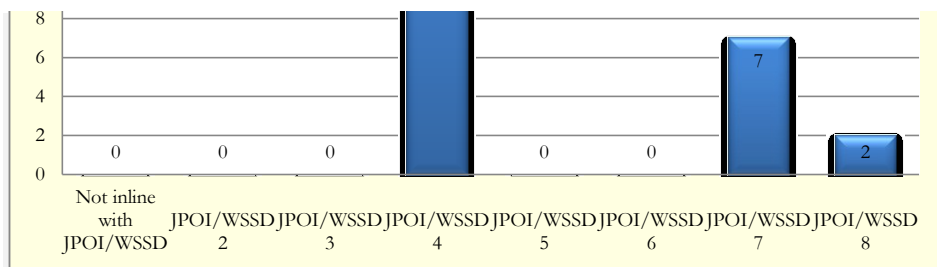


JPOI/WSSD Goals - IOC



MDG Goals - IOC





last updated:

5th July 2012

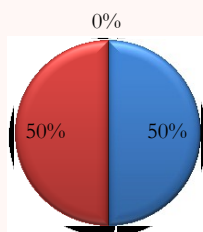


UNIDO


Jointly/ Individually Implemented Activities	Number of programs	JPOI/WSSD	Number of programs	MDGs*	Number of programs	Total number of programmes - UNIDO
Joint Activities	2	No	0	MDG 1	0	4
Individually Implemented Activities	2	JPOI/WSSD 2	0	MDG 2	0	
not indicated	0	JPOI/WSSD 3	0	MDG 3	0	
		JPOI/WSSD 4	1	MDG 4	0	
		JPOI/WSSD 5	0	MDG 5	0	
		JPOI/WSSD 6	0	MDG 6	0	
		JPOI/WSSD 7	0	MDG 7	4	
		JPOI/WSSD 8	0	MDG 8	1	
		not indicated	3	not indicated whether an MDG goal is met	0	
				Yes	0	
				No	0	

Jointly/ Individually Implemented Activities - UNIDO


■ Joint Activities ■ Individually Implemented Activities ■ not indicated


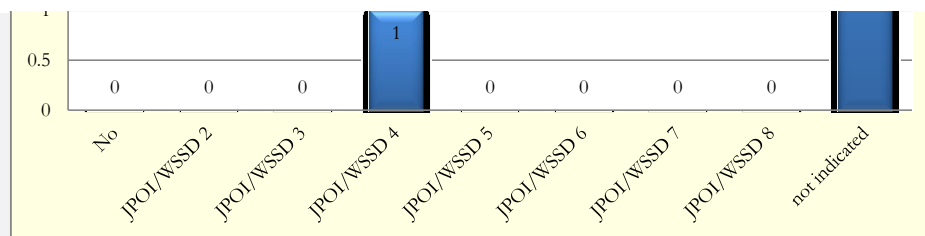


JPOI/WSSD Goals - UNIDO



MDG Goals - UNIDO





*Some projects address multiple MDGs

last updated:

5th July 2012

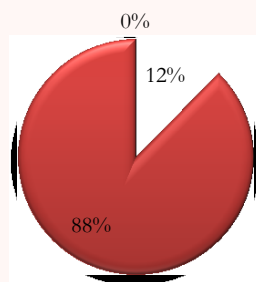


UNDP

Jointly/ Individually Implemented Activities	Number of programs	JPOI/WSSD	Number of programs	MDGs	Number of programs	Total number of programmes - UNDP
Joint Activities	12	No	0	MDG 1	0	97
Individually Implemented Activities	85	JPOI/WSSD 2	0	MDG 2	0	
not indicated	0	JPOI/WSSD 3	0	MDG 3	0	
		JPOI/WSSD 4	0	MDG 4	0	
		JPOI/WSSD 5	0	MDG 5	0	
		JPOI/WSSD 6	0	MDG 6	0	
		JPOI/WSSD 7	0	MDG 7	97	
		JPOI/WSSD 8	0	MDG 8	0	
		yes (unspecified)	97	not indicated whether MDG goal is met	0	
				Yes		
				No	0	

Joint Activities - UNDP

■ Joint Activities ■ Individually Implemented Activities ■ not indicated




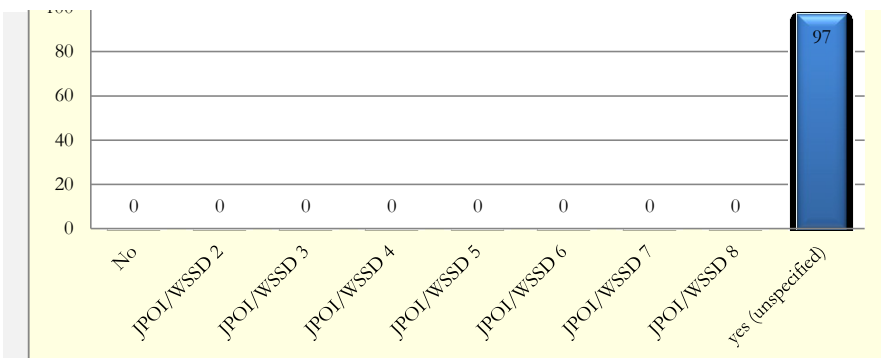
Jointly/ Individually Implemented Activities - UNDP



MDG Goals - UNDP



97



last updated:

5th July 2012



ISA

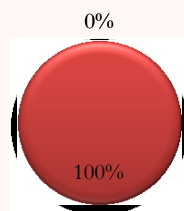
Jointly/ Individually Implemented Activities	Number of programs	JPOI/WSSD	Number of programs	MDGs	Number of programs	Total number of programmes - ISA
Joint Activities	0	No	0	MDG 1	0	4
Individually Implemented Activities	4	JPOI/WSSD 2	0	MDG 2	0	
not indicated	0	JPOI/WSSD 3	0	MDG 3	0	
		JPOI/WSSD 4	0	MDG 4	0	
		JPOI/WSSD 5	0	MDG 5	0	
		JPOI/WSSD 6	0	MDG 6	0	
		JPOI/WSSD 7	0	MDG 7	3	
		JPOI/WSSD 8	0	MDG 8	0	
		Not indicated	4	not indicated whether MDG goal is met	1	
				Yes		
				No		

Jointly/ Individually Implemented Activities - ISA

■ Joint Activities

■ Individually Implemented Activities

■ not indicated

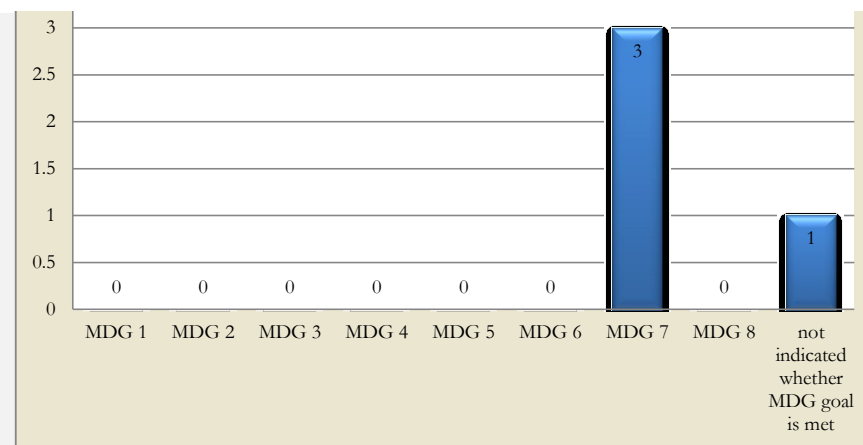
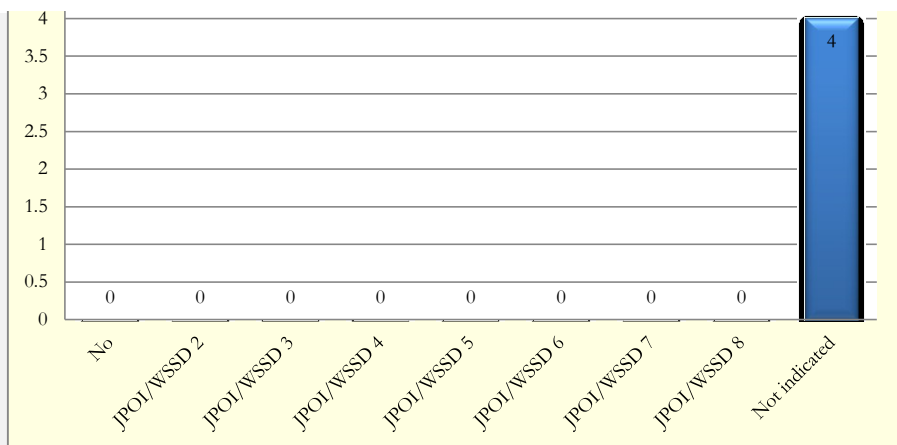


JPOI/WSSD Goals - ISA

4.5

MDG Goals - ISA

3.5



last updated:

5th July 2012

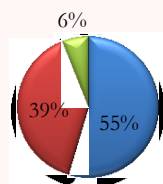


UNEP

Jointly/ Individually Implemented Activities	Number of programs	JPOI/WSSD*	Number of programs	MDGs*	Number of programs	Total number of programmes - UNEP
Joint Activities	18	No	1	MDG 1	0	33
Individually Implemented Activities	13	JPOI/WSSD 2	3	MDG 2	0	
not indicated	2	JPOI/WSSD 3	1	MDG 3	0	
		JPOI/WSSD 4	37	MDG 4	0	
		JPOI/WSSD 5	0	MDG 5	0	
		JPOI/WSSD 6	0	MDG 6	0	
		JPOI/WSSD 7	2	MDG 7	30	
		JPOI/WSSD 8	1	MDG 8	0	
		yes (unspecified)	0	not indicated whether MDG goal is met	7	
				Yes		
				No		

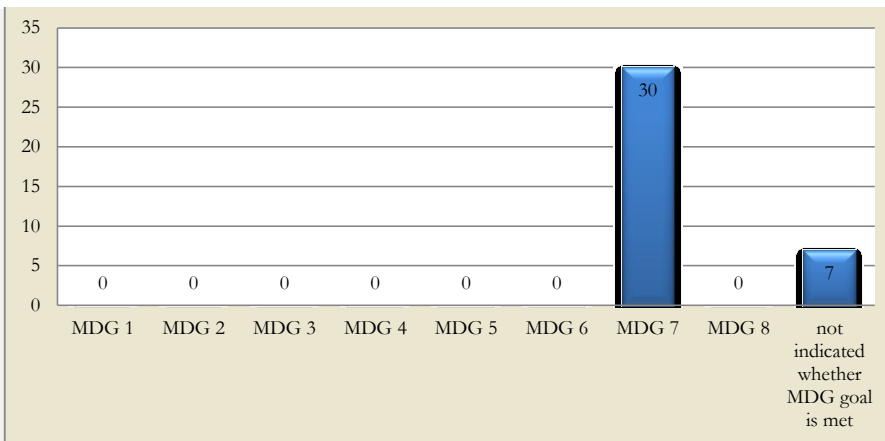
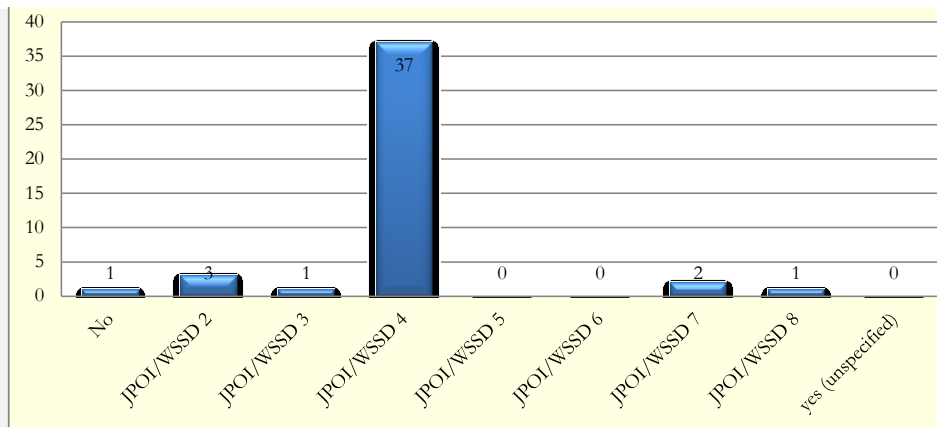
Jointly/ Individually Implemented Activities - UNEP

■ Joint Activities ■ Individually Implemented Activities ■ not indicated



JPOI/WSSD Goals - UNEP

MDG Goals - UNEP



*Some projects address multiple MDGs and JPOI/WSSD goals

last updated:

5th July 2012

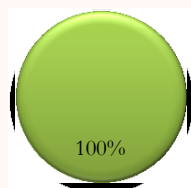


IAEA

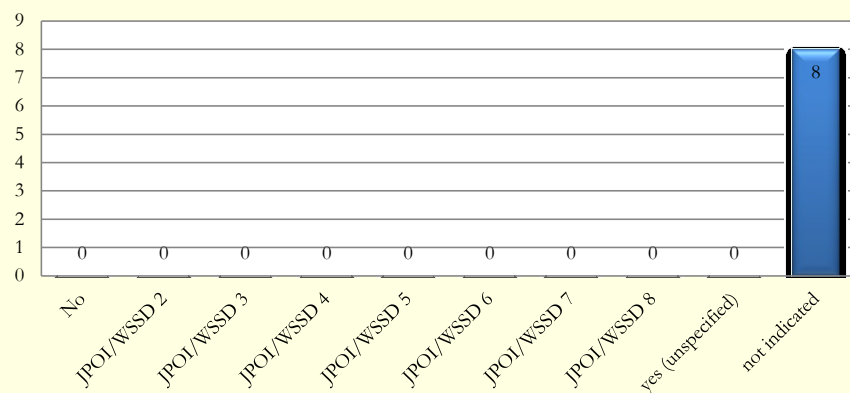
Jointly / Individually Implemented Activities	Number of programs	JPOI/WSSD	Number of programs	MDGs	Number of programs	Total number of programmes - IAEA
Joint Activities	0	No	0	MDG 1	0	8
Individually Implemented Activities	0	JPOI/WSSD 2	0	MDG 2	0	
Not indicated	8	JPOI/WSSD 3	0	MDG 3	0	
		JPOI/WSSD 4	0	MDG 4	0	
		JPOI/WSSD 5	0	MDG 5	0	
		JPOI/WSSD 6	0	MDG 6	0	
		JPOI/WSSD 7	0	MDG 7	8	
		JPOI/WSSD 8	0	MDG 8	0	
		yes (unspecified)	0	not indicated whether MDG goal is met		
		not indicated	8	Yes		
				No		

Jointly/ Individually Implemented Activities - IAEA

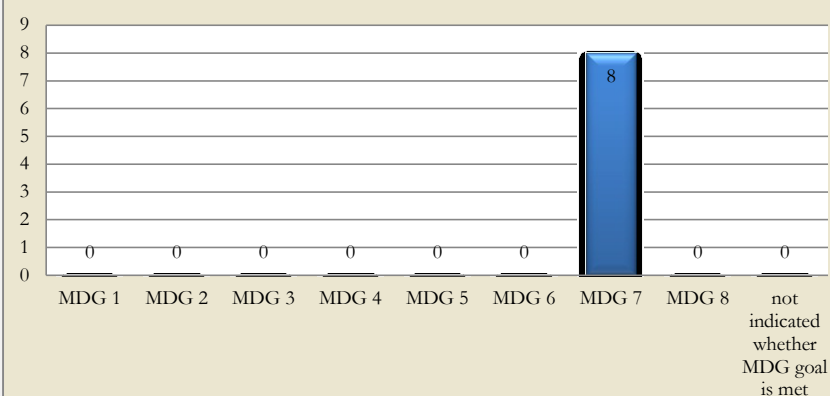
- Joint Activities
- Individually Implemented Activities
- not indicated



JPOI/WSSD Goals - IAEA



MDG Goals - IAEA



last updated:

5th July 2012



WORLD BANK

Jointly/ Individually Implemented Activities	Number of programs	JPOI/WSSD	Number of programs	MDGs	Number of programs	Total number of programmes - World Bank
Joint Activities	0	No	97	MDG 1	65	242
Individually Implemented Activities	0	JPOI/WSSD 2	0	MDG 2	0	
not indicated	242	JPOI/WSSD 3	0	MDG 3	0	
		JPOI/WSSD 4	99	MDG 4	0	
		JPOI/WSSD 5	0	MDG 5	0	
		JPOI/WSSD 6	0	MDG 6	0	
		JPOI/WSSD 7	8	MDG 7	86	
		JPOI/WSSD 8	0	MDG 8	35	
		yes (unspecified)	2	not indicated whether MDG goal is met	38	
		not indicated	36	Yes	0	
				No	18	

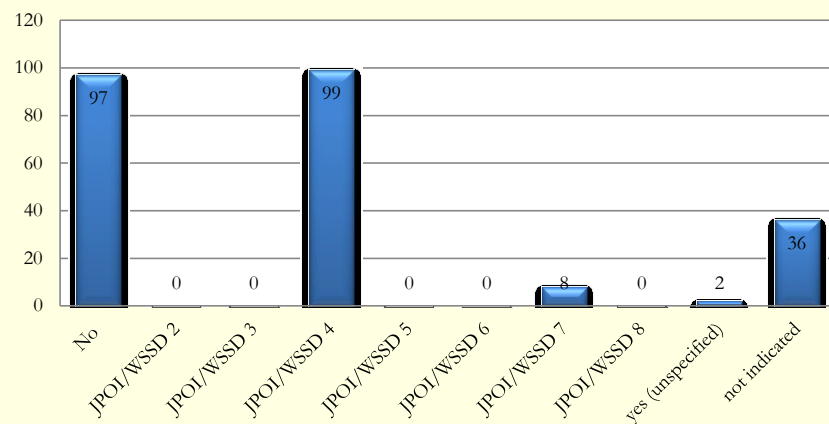
Jointly/ Individually Implemented Activities - World Bank

■ Joint Activities ■ Individually Implemented Activities ■ not indicated

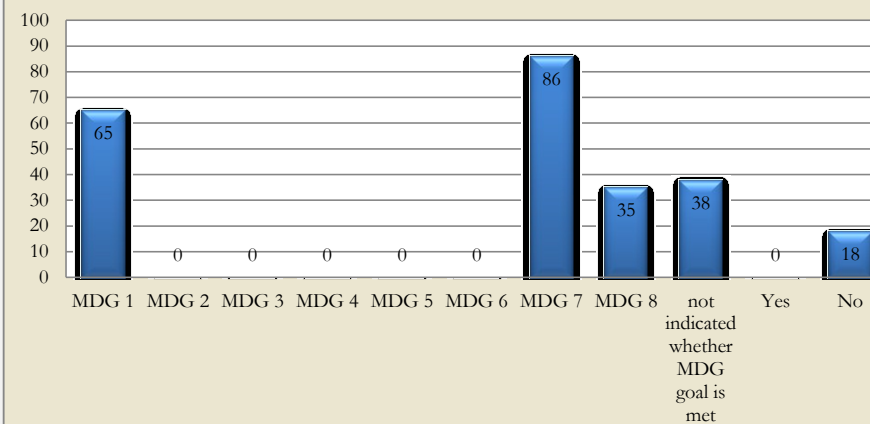


100%

JPOI/WSSD Goals - World Bank



MDG Goals - World Bank



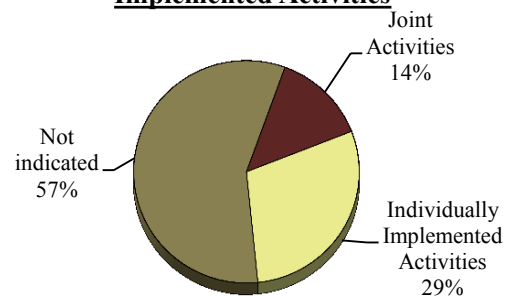
last updated:

5th July 2012

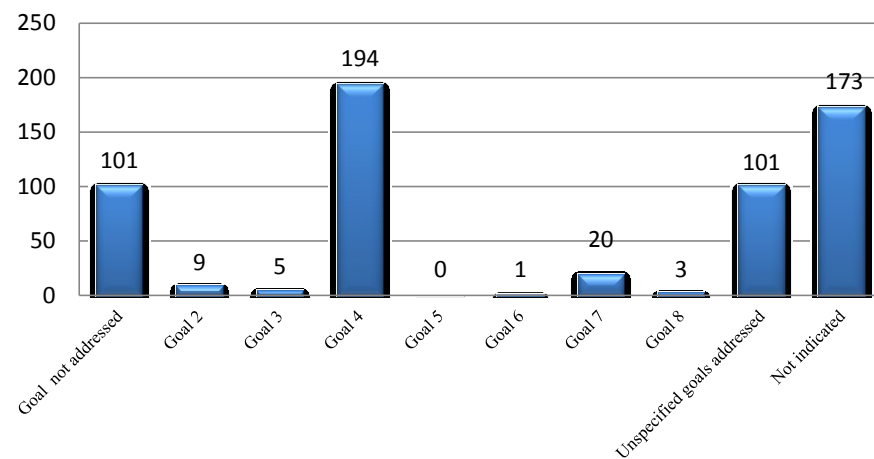
UN-OCEANS

Jointly / Individually Implemented Activities	Number of programs	JPOI/WSSD Goal	Number of programs	MDGs	Number of programs	Total number of programmes - UN-OCEANS
Joint Activities	66	Goal not addressed	101	MDG 1	89	488
Individually Implemented Activities	143	Goal 2	9	MDG 2	0	
Not indicated	279	Goal 3	5	MDG 3	3	
		Goal 4	194	MDG 4	0	
		Goal 5	0	MDG 5	0	
		Goal 6	1	MDG 6	0	
		Goal 7	20	MDG 7	284	
		Goal 8	3	MDG 8	36	
		Unspecified goals addressed	101	Not indicated	69	
		Not indicated	173	Unspecified MDG address	9	
				MDG not addressed	20	
					510	

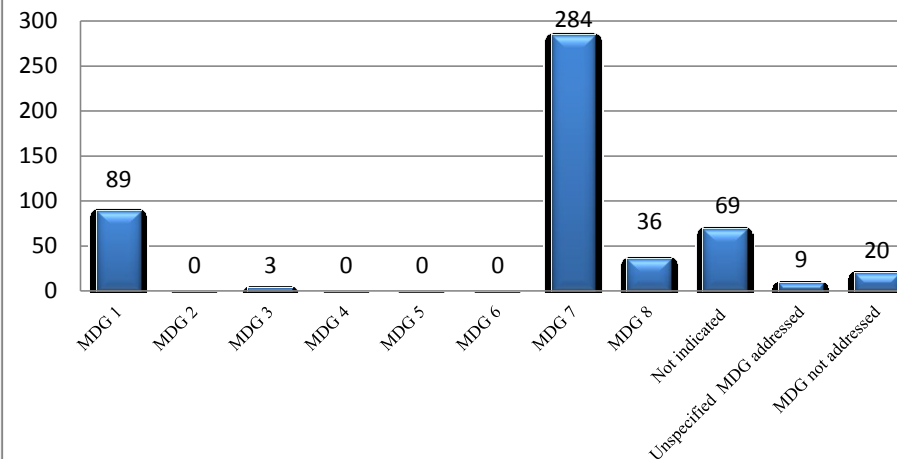
UN Oceans: Jointly/ Individually Implemented Activities



UN-Oceans: JPOI/WSSD Goals



UN-Oceans: MDGs



last updated:

5th July 2012

UN-OCEANS

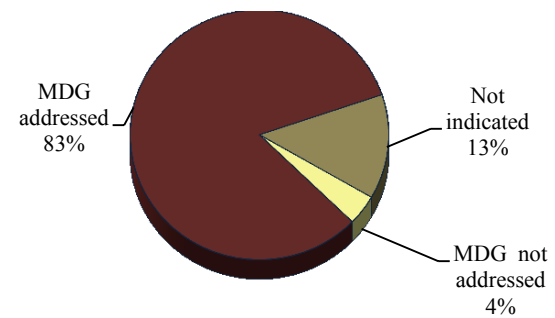
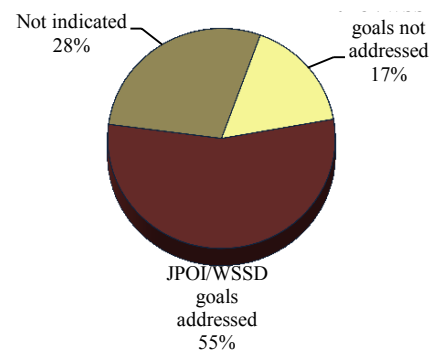
<u>JPOI/WSSD Goal</u>	Number of programs
JPOI/WSSD goal not addressed	101
JPOI/WSSD addressed	333
Not indicated	173

<u>MDGs</u>	Number of programs
MDG not addressed	20
MDG addressed	421
Not indicated	69

UN-Oceans: JPOI/WSSD Goals

JPOI/WSSD

UN-Oceans: MDGs



last updated:

5th July 2012